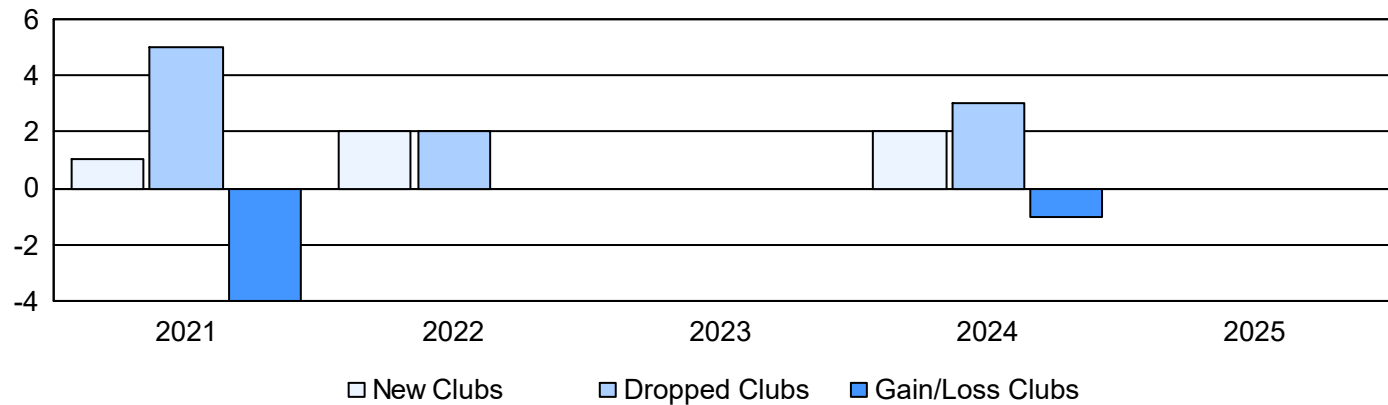
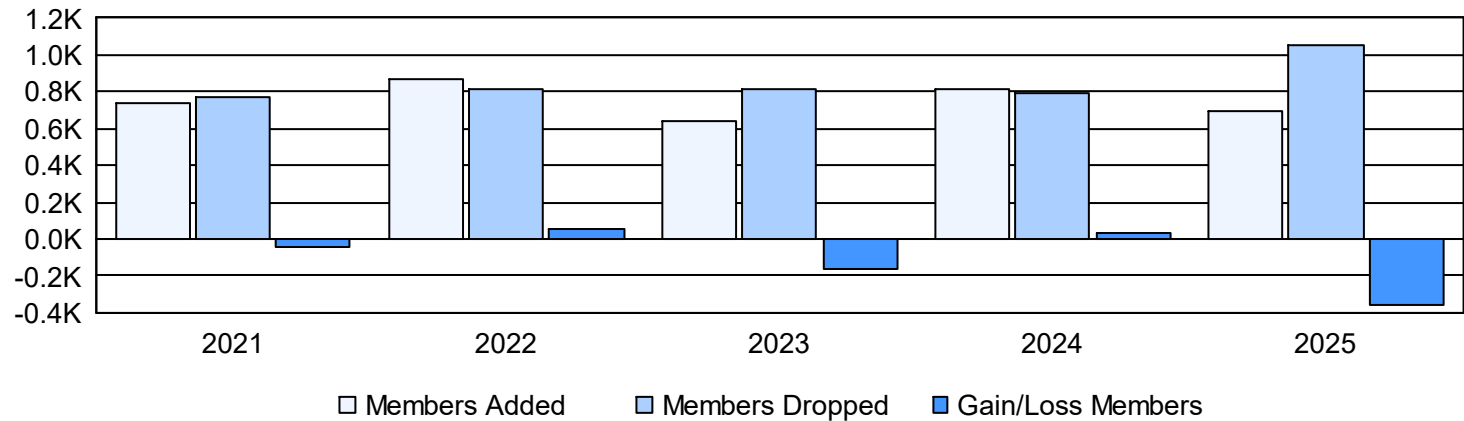


Year	New Clubs	Dropped Clubs	Gain/ Loss Clubs	New Members	Charter Members	Reinstate Members	Transfer Members	Total Member Added	Total Members Dropped	Gain/ Loss Members
2020-2021	1	5	-4	656	40	28	11	735	775	-40
2021-2022	2	2	0	738	104	13	9	864	809	55
2022-2023	0	0	0	596	3	25	18	642	810	-168
2023-2024	2	3	-1	708	78	19	14	819	789	30
2024-2025				580	0	89	25	694	1,049	-355
Average	1	3	-1	656	45	35	15	751	846	-96

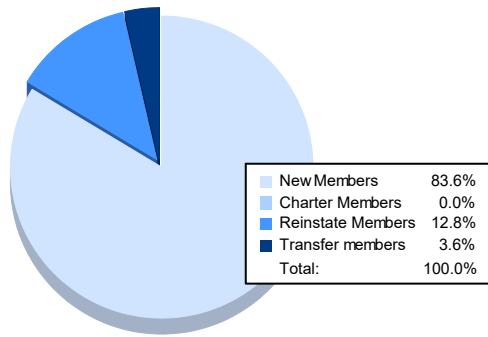
Clubs



Members



Membership Composition June 2025 Cumulative



Gender Composition June 2025 Cumulative

